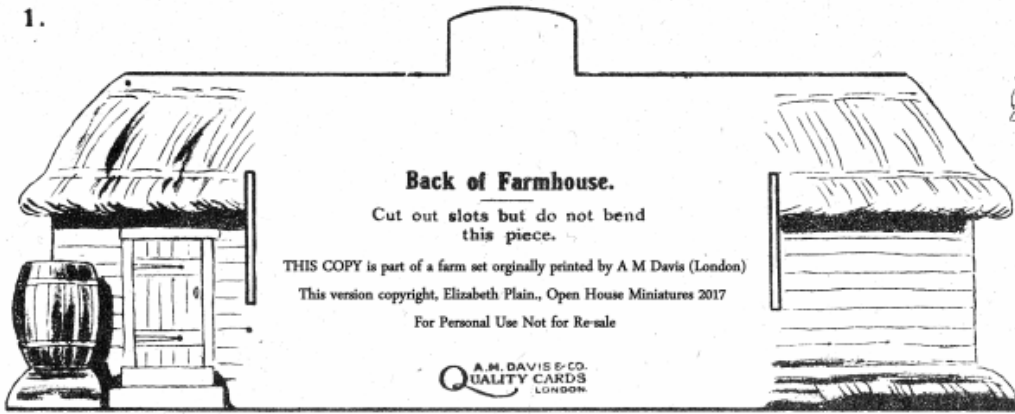


1.



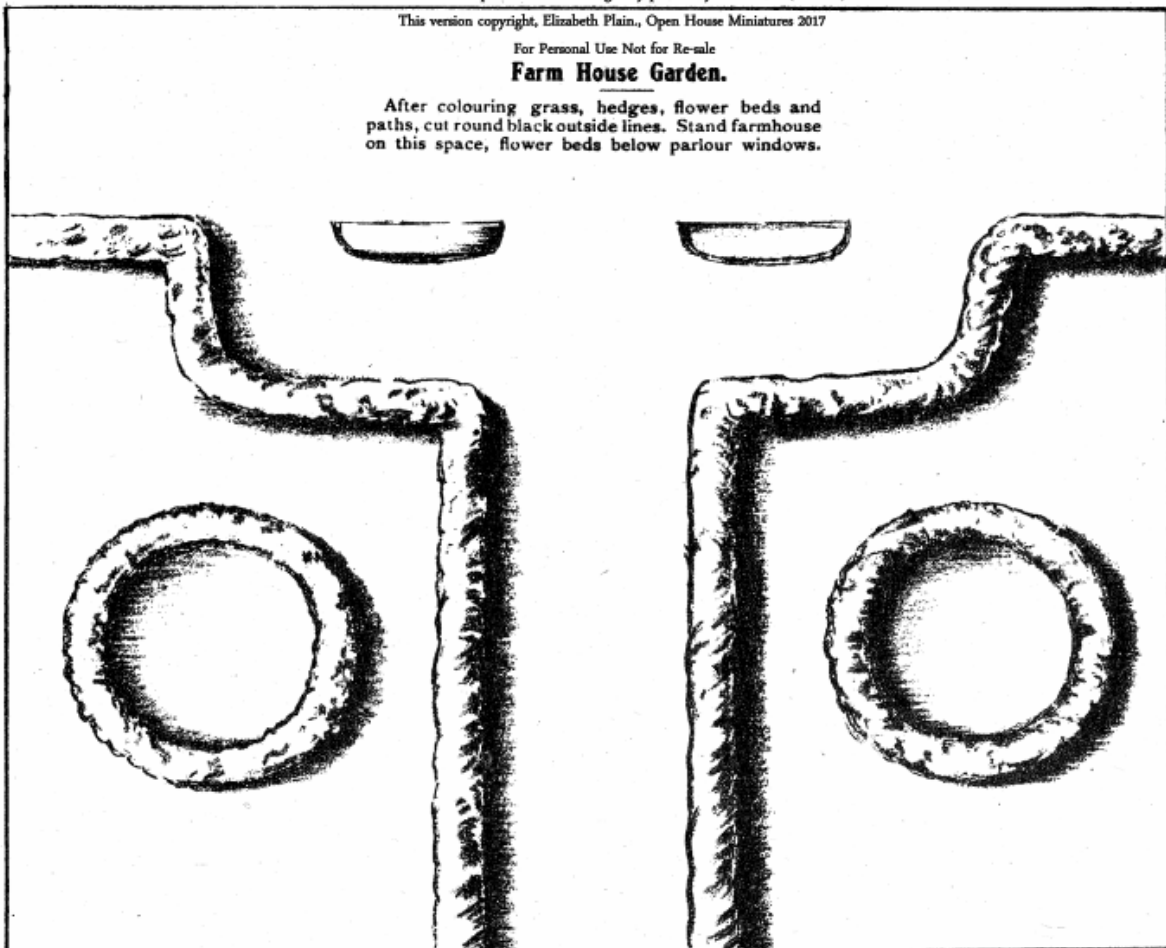
THIS COPY is part of a farm set originally printed by A M Davis (London)

This version copyright, Elizabeth Plain, Open House Miniatures 2017

For Personal Use Not for Re-sale

Farm House Garden.


After colouring grass, hedges, flower beds and paths, cut round black outside lines. Stand farmhouse on this space, flower beds below parlour windows.



3.

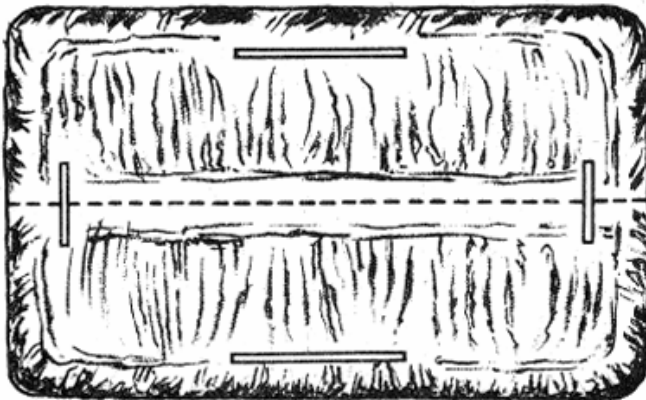



THIS COPY is part of a farm set originally printed by A M Davis (London)
This version copyright, Elizabeth Plain., Open House Miniatures 2017
For Personal Use Not for Re-sale



Farmhouse Garden Hedge

After colouring, cut out. Bend ends of side pieces inwards along dotted lines and fit tabs into slots in front piece. Back of side pieces may be coloured if desired.




Roof of Farmhouse.

After colouring, cut out slots, bend along dotted line, and fit to farmhouse. (Card No. 1.)

Haystack.

Colour, cut out, and bend along dotted lines. To make haystack stand firmly, one section should be bent forward and the other back.

THIS COPY is part of a farm set originally printed by A M Davis (London)
This version copyright, Elizabeth Plain., Open House Miniatures 2017
For Personal Use Not for Re-sale




7.

THIS COPY is part of a farm set originally printed by A M Davis (London)
This version copyright, Elizabeth Plain., Open House Miniatures 2017
For Personal Use Not for Re-sale



Corn Field.

After colouring, cut out both pieces. Bend sides of front piece back along dotted lines and fit into slots of back piece.




A. M. DAVIS & CO.
QUALITY CARDS
LONDON

6.

THIS COPY is part of a farm set originally printed by A M Davis (London)
This version copyright, Elizabeth Plain., Open House Miniatures 2017
For Personal Use Not for Re-sale

Colour, cut out, and bend back along dotted lines.



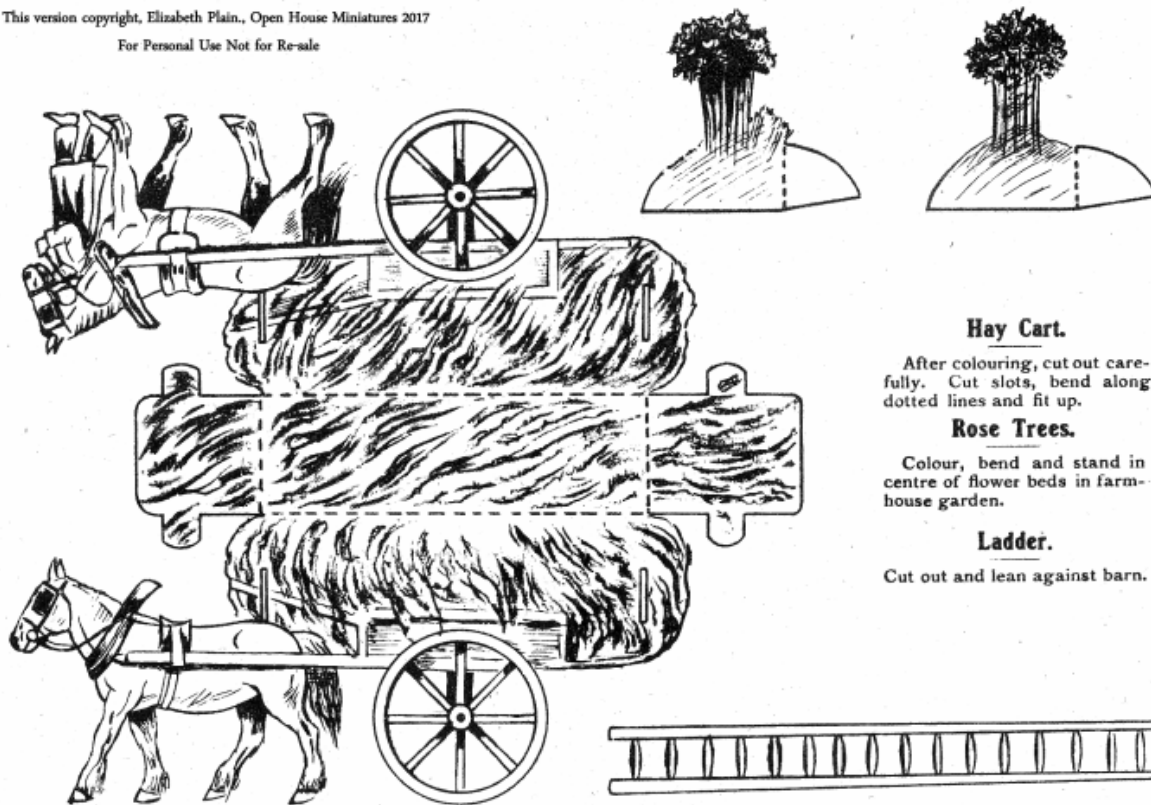
A. M. DAVIS & CO.
QUALITY CARDS
LONDON

THIS COPY is part of a farm set originally printed by A M Davis (London)

This version copyright, Elizabeth Plain., Open House Miniatures 2017

For Personal Use Not for Re-sale

10.



Hay Cart.

After colouring, cut out carefully. Cut slots, bend along dotted lines and fit up.

Rose Trees.

Colour, bend and stand in centre of flower beds in farmhouse garden.

Ladder.

Cut out and lean against barn.



12.

After colouring, cut out and bend back along dotted lines. Stand animals about in any position desired.

THIS COPY is part of a farm set originally printed by A M Davis (London)

This version copyright, Elizabeth Plain., Open House Miniatures 2017

For Personal Use Not for Re-sale

